




District Health Assessment for Multiple District 101 through March 2025

		Clubs							Membership							Member Strength		Cancellation		Reports			Finance	Leadership			
District Name	Status/ Number of Months in Status *	Active Clubs	Clubs in Status Quo	Total Clubs	% Status Quo Clubs in Financial Suspension	New Clubs	Cancelled Clubs	YTD Net Club Gain/Loss	Current Members In Active Clubs	Current Members In Status Quo Clubs	Current Total Members Count	YTD Add	YTD Drop	YTD NetGrowth (includes Active and Status Quo)	YTD NetGrowth% (includes Active and Status Quo)	Member Count 12 Months Ago	Average Member Count Per Club	% of Clubs with less than 20 members	Average Cancelled Club Age	Members Lost Due to Cancelled Clubs	% of Clubs Reporting Service	% No MMR in 3 Months	% No Officer Report in 12 months	% of Clubs with balance 90+ days	Number of Zone Chairs Recorded	Number of Region Chairs Recorded	District Officers Vacancies **
101 M	T(24)	59	0	59	0%	0	2	-2	1055	0	1055	73	70	3	0.29%	1,120	18	63%	59	12	7%	42%	0%	5%	8	0	
101 N	T(24)	36	0	36	0%	0	1	-1	758	0	758	54	91	-37	-4.65%	816	21	53%	69	13	8%	44%	3%	8%	11	0	
101 O	T(22)	52	0	52	0%	0	3	-3	1156	0	1156	43	103	-60	-4.93%	1,233	22	46%	57	37	17%	38%	0%	2%	7	0	
101 S		83	0	83	0%	0	0	0	2174	0	2174	174	162	12	0.56%	2,183	26	30%	0	0	5%	28%	0%	4%	8	0	
101 V		71	0	71	0%	0	0	0	1651	0	1651	87	101	-14	-0.84%	1,671	23	44%	0	0	8%	52%	0%	1%	2	0	
		301	0	301	0%	0	6	-6	6794	0	6794	431	527	-96	-1.39%	7,023	23	45%	59	62	9%	40%	0%	4%	36	0	



District Health Assessment for Multiple District 102 through March 2025

District Name	Status/ Number of Months in Status *	Clubs							Membership							Member Strength		Cancellation		Reports			Finance	Leadership			
		Active Clubs	Clubs in Status Quo	Total Clubs	% Status Quo Clubs in Financial Suspension	New Clubs	Cancelled Clubs	YTD Net Club Gain/Loss	Current Members In Active Clubs	Current Members In Status Quo Clubs	Current Total Members Count	YTD Add	YTD Drop	YTD NetGrowth (includes Active and Status Quo)	YTD NetGrowth% (includes Active and Status Quo)	Member Count 12 Months Ago	Average Member Count Per Club	% of Clubs with less than 20 members	Average Cancelled Club Age	Members Lost Due to Cancelled Clubs	% of Clubs Reporting Service	% No MMR in 3 Months	% No Officer Report in 12 months	% of Clubs with balance 90+ days	Number of Zone Chairs Recorded	Number of Region Chairs Recorded	District Officers Vacancies **
102 W		107	0	107	0%	0	1	-1	3941	0	3941	160	162	-2	-0.05%	3,995	37	7%	8	0	57%	0%	0%	0%	13	2	GMT
102 E		95	0	95	0%	0	0	0	3333	0	3333	115	103	12	0.36%	3,315	35	4%	0	0	71%	0%	0%	0%	15	3	
102 C		72	0	72	0%	1	0	1	3030	0	3030	116	114	2	0.07%	3,028	42	0%	0	0	56%	0%	0%	1%	8	2	
		274	0	274	0%	1	1	0	10304	0	10304	391	379	12	0.12%	10,338	38	4%	8	0	61%	0%	0%	0%	36	7	




District Health Assessment for Multiple District 103 through March 2025

District Name	Status/ Number of Months in Status *	Clubs							Membership							Member Strength		Cancellation		Reports			Finance		Leadership		
		Active Clubs	Clubs in Status Quo	Total Clubs	% Status Quo Clubs in Financial Suspension	New Clubs	Cancelled Clubs	YTD Net Club Gain/Loss	Current Members In Active Clubs	Current Members In Status Quo Clubs	Current Total Members Count	YTD Add	YTD Drop	YTD NetGrowth (includes Active and Status Quo)	YTD NetGrowth% (includes Active and Status Quo)	Member Count 12 Months Ago	Average Member Count Per Club	% of Clubs with less than 20 members	Average Cancelled Club Age	Members Lost Due to Cancelled Clubs	% of Clubs Reporting Service	% No MMR in 3 Months	% No Officer Report in 12 months	% of Clubs with balance 90+ days	Number of Zone Chairs Recorded	Number of Region Chairs Recorded	District Officers Vacancies **
103 N		103	0	103	0%	1	0	1	2038	0	2038	152	125	27	1.34%	2,032	20	49%	0	0	23%	0%	0%	0%	16	0	
103NIE		72	0	72	0%	0	0	0	1461	0	1461	74	81	-7	-0.48%	1,491	20	49%	0	0	29%	0%	0%	0%	11	0	
103 E		118	0	118	0%	1	0	1	2298	0	2298	157	155	2	0.09%	2,286	19	52%	0	0	42%	8%	0%	0%	18	0	
103 C		71	0	71	0%	0	1	-1	1373	0	1373	81	64	17	1.25%	1,395	19	58%	46	0	34%	4%	1%	1%	11	0	
103CC	T(15)	65	0	65	0%	0	2	-2	1237	0	1237	99	118	-19	-1.51%	1,249	19	63%	54	6	51%	0%	2%	5%	12	0	
103CE		61	0	61	0%	0	1	-1	1266	0	1266	54	89	-35	-2.69%	1,325	21	51%	68	0	38%	10%	0%	13%	9	3	
103CS		87	0	87	0%	1	1	0	2054	0	2054	151	124	27	1.33%	2,039	24	40%	6	0	44%	8%	0%	0%	16	0	
103CW		76	0	76	0%	1	0	1	1511	0	1511	150	99	51	3.49%	1,474	20	55%	0	0	53%	3%	1%	0%	12	0	
103SE		63	0	63	0%	1	6	-5	1280	0	1280	116	89	27	2.15%	1,330	20	49%	15	0	41%	0%	0%	19%	11	0	
103 S		110	0	110	0%	0	1	-1	2117	0	2117	172	147	25	1.20%	2,106	19	56%	7	0	36%	7%	0%	0%	14	0	
103SW		83	0	83	0%	0	1	-1	1521	0	1521	106	133	-27	-1.74%	1,576	18	64%	10	0	49%	0%	1%	5%	13	0	
103 W		76	0	76	0%	0	1	-1	1516	0	1516	80	113	-33	-2.13%	1,535	20	50%	24	0	32%	7%	0%	1%	10	0	
103IE	T(24)	48	0	48	0%	0	4	-4	848	0	848	64	71	-7	-0.82%	856	18	60%	29	20	44%	2%	4%	0%	5	0	
103IP	T(24)	41	0	41	0%	2	1	1	583	0	583	75	61	14	2.46%	623	14	71%	1	0	34%	20%	2%	22%	4	0	
103IW		79	0	79	0%	1	2	-1	1298	0	1298	84	122	-38	-2.84%	1,337	16	71%	36	7	30%	16%	0%	0%	10	0	
		1153	0	1153	0%	8	21	-13	22401	0	22401	1615	1591	24	0.11%	22,654	19	55%	26	33	38%	5%	1%	3%	172	3	




District Health Assessment for Multiple District 103 through March 2025

		Clubs							Membership							Member Strength		Cancellation		Reports			Finance	Leadership			
District Name	Status/ Number of Months in Status *	Active Clubs	Clubs in Status Quo	Total Clubs	% Status Quo Clubs in Financial Suspension	New Clubs	Cancelled Clubs	YTD Net Club Gain/Loss	Current Members In Active Clubs	Current Members In Status Quo Clubs	Current Total Members Count	YTD Add	YTD Drop	YTD NetGrowth (includes Active and Status Quo)	YTD NetGrowth% (includes Active and Status Quo)	Member Count 12 Months Ago	Average Member Count Per Club	% of Clubs with less than 20 members	Average Cancelled Club Age	Members Lost Due to Cancelled Clubs	% of Clubs Reporting Service	% No MMR in 3 Months	% No Officer Report in 12 months	% of Clubs with balance 90+ days	Number of Zone Chairs Recorded	Number of Region Chairs Recorded	District Officers Vacancies **
104 A	T(24)	50	0	50	0%	0	2	-2	1020	0	1020	65	96	-31	-2.95%	1,085	20	50%	52	10	52%	28%	4%	10%	5	0	
104 B		64	0	64	0%	0	0	0	1585	0	1585	110	95	15	0.96%	1,576	25	38%	0	0	97%	25%	0%	2%	11	0	
104 C		63	0	63	0%	0	4	-4	1375	0	1375	72	120	-48	-3.37%	1,413	22	44%	50	35	57%	25%	3%	5%	9	0	
104 D		73	0	73	0%	0	1	-1	1597	0	1597	85	140	-55	-3.33%	1,656	22	42%	66	23	73%	27%	0%	4%	9	0	
104 E		77	0	77	0%	0	0	0	1835	0	1835	103	158	-55	-2.91%	1,889	24	34%	0	0	44%	31%	0%	0%	9	0	GMT
		327	0	327	0%	0	7	-7	7412	0	7412	435	609	-174	-2.29%	7,619	23	41%	53	68	65%	28%	1%	4%	43	0	




District Health Assessment for Multiple District 105 through March 2025

		Clubs							Membership							Member Strength		Cancellation		Reports			Finance	Leadership			
District Name	Status/ Number of Months in Status *	Active Clubs	Clubs in Status Quo	Total Clubs	% Status Quo Clubs in Financial Suspension	New Clubs	Cancelled Clubs	YTD Net Club Gain/Loss	Current Members In Active Clubs	Current Members In Status Quo Clubs	Current Total Members Count	YTD Add	YTD Drop	YTD NetGrowth (includes Active and Status Quo)	YTD NetGrowth% (includes Active and Status Quo)	Member Count 12 Months Ago	Average Member Count Per Club	% of Clubs with less than 20 members	Average Cancelled Club Age	Members Lost Due to Cancelled Clubs	% of Clubs Reporting Service	% No MMR in 3 Months	% No Officer Report in 12 months	% of Clubs with balance 90+ days	Number of Zone Chairs Recorded	Number of Region Chairs Recorded	District Officers Vacancies **
105 A		67	0	67	0%	1	0	1	1255	0	1255	158	110	48	3.98%	1,271	19	58%	0	0	84%	37%	0%	6%	11	0	
105CE		81	0	81	0%	0	0	0	1373	0	1373	82	101	-19	-1.36%	1,446	17	65%	0	0	54%	49%	0%	2%	15	6	
105CN	T(24)	76	0	76	0%	0	3	-3	1045	0	1045	76	84	-8	-0.76%	1,100	14	78%	46	19	39%	61%	8%	5%	9	0	1st VDG
105CW		91	0	91	0%	4	6	-2	1664	0	1664	295	214	81	5.12%	1,607	18	60%	46	28	86%	55%	0%	8%	16	4	
105 N	T(24)	65	0	65	0%	0	4	-4	963	0	963	83	93	-10	-1.03%	1,032	15	75%	41	8	58%	42%	0%	0%	10	0	
105SC	T(24)	51	0	51	0%	0	2	-2	991	0	991	100	108	-8	-0.80%	1,045	19	57%	44	1	71%	29%	0%	2%	7	0	
105SE	T(24)	50	0	50	0%	0	0	0	1045	0	1045	49	87	-38	-3.51%	1,092	21	54%	0	0	28%	36%	2%	4%	7	2	
105SW	T(24)	52	0	52	0%	0	0	0	915	0	915	106	95	11	1.22%	954	18	65%	0	0	58%	35%	0%	2%	9	0	
		533	0	533	0%	5	15	-10	9251	0	9251	949	892	57	0.62%	9,547	17	65%	44	56	61%	45%	1%	4%	84	12	



District Health Assessment for Multiple District 106 through March 2025

		Clubs							Membership							Member Strength		Cancellation		Reports			Finance	Leadership			
District Name	Status/ Number of Months in Status *	Active Clubs	Clubs in Status Quo	Total Clubs	% Status Quo Clubs in Financial Suspension	New Clubs	Cancelled Clubs	YTD Net Club Gain/Loss	Current Members In Active Clubs	Current Members In Status Quo Clubs	Current Total Members Count	YTD Add	YTD Drop	YTD NetGrowth (includes Active and Status Quo)	YTD NetGrowth% (includes Active and Status Quo)	Member Count 12 Months Ago	Average Member Count Per Club	% of Clubs with less than 20 members	Average Cancelled Club Age	Members Lost Due to Cancelled Clubs	% of Clubs Reporting Service	% No MMR in 3 Months	% No Officer Report in 12 months	% of Clubs with balance 90+ days	Number of Zone Chairs Recorded	Number of Region Chairs Recorded	District Officers Vacancies **
106 A	T(24)	80	0	80	0%	0	0	0	1117	0	1117	57	91	-34	-2.95%	1,167	14	81%	0	0	5%	50%	0%	0%	14	0	
106 B		108	0	108	0%	0	0	0	2380	0	2380	137	149	-12	-0.50%	2,381	22	38%	0	0	12%	30%	0%	0%	12	0	
106 C	T(23)	67	0	67	0%	0	1	-1	1182	0	1182	64	85	-21	-1.75%	1,225	18	57%	54	4	13%	28%	0%	0%	4	1	
		255	0	255	0%	0	1	-1	4679	0	4679	258	325	-67	-1.41%	4,773	18	56%	54	4	10%	36%	0%	0%	30	1	




District Health Assessment for Multiple District 107 through March 2025

		Clubs							Membership							Member Strength		Cancellation		Reports			Finance		Leadership		
District Name	Status/ Number of Months in Status *	Active Clubs	Clubs in Status Quo	Total Clubs	% Status Quo Clubs in Financial Suspension	New Clubs	Cancelled Clubs	YTD Net Club Gain/Loss	Current Members In Active Clubs	Current Members In Status Quo Clubs	Current Total Members Count	YTD Add	YTD Drop	YTD NetGrowth (includes Active and Status Quo)	YTD NetGrowth% (includes Active and Status Quo)	Member Count 12 Months Ago	Average Member Count Per Club	% of Clubs with less than 20 members	Average Cancelled Club Age	Members Lost Due to Cancelled Clubs	% of Clubs Reporting Service	% No MMR in 3 Months	% No Officer Report in 12 months	% of Clubs with balance 90+ days	Number of Zone Chairs Recorded	Number of Region Chairs Recorded	District Officers Vacancies **
107 A		76	0	76	0%	1	2	-1	1781	0	1781	91	100	-9	-0.50%	1,843	23	36%	39	0	55%	49%	1%	1%	14	4	
107 B	T(24)	41	0	41	0%	0	0	0	798	0	798	37	35	2	0.25%	818	19	51%	0	0	59%	41%	0%	5%	8	3	
107 C		74	0	74	0%	0	1	-1	1773	0	1773	94	63	31	1.78%	1,812	24	28%	64	0	50%	54%	0%	5%	11	0	
107 D	T(11)	50	0	50	0%	0	2	-2	1181	0	1181	62	64	-2	-0.17%	1,225	24	32%	18	0	64%	36%	0%	4%	9	0	
107 E		67	0	67	0%	0	1	-1	1408	0	1408	47	53	-6	-0.42%	1,435	21	48%	19	0	72%	52%	0%	3%	11	0	
107 F		55	0	55	0%	0	0	0	1287	0	1287	36	57	-21	-1.61%	1,319	23	29%	0	0	53%	47%	0%	0%	9	4	
107 G	T(24)	47	0	47	0%	0	4	-4	933	0	933	44	47	-3	-0.32%	995	20	51%	50	11	72%	49%	0%	6%	0	0	
107 H	T(24)	39	0	39	0%	0	2	-2	954	0	954	52	54	-2	-0.21%	985	24	28%	47	12	100%	46%	0%	3%	8	0	
107 I	T(24)	44	0	44	0%	0	1	-1	833	0	833	34	39	-5	-0.60%	862	19	59%	52	0	64%	50%	0%	2%	8	3	
107 K	T(24)	37	0	37	0%	0	1	-1	887	0	887	38	63	-25	-2.74%	913	24	30%	54	21	76%	35%	0%	5%	7	4	
107 L	T(24)	34	0	34	0%	0	0	0	795	0	795	38	37	1	0.13%	795	23	38%	0	0	88%	62%	0%	0%	8	4	
107 M		55	0	55	0%	0	0	0	1263	0	1263	55	71	-16	-1.25%	1,296	23	35%	0	0	78%	42%	0%	2%	10	4	
107 N		66	0	66	0%	0	0	0	1340	0	1340	55	56	-1	-0.07%	1,374	20	56%	0	0	68%	44%	0%	2%	12	0	
107 O	T(24)	50	0	50	0%	0	0	0	892	0	892	38	34	4	0.45%	905	18	60%	0	0	52%	58%	4%	0%	8	0	
		735	0	735	0%	1	14	-13	16125	0	16125	721	773	-52	-0.32%	16,577	22	41%	42	44	66%	48%	0%	3%	123	26	




District Health Assessment for Multiple District 107 through March 2025

		Clubs							Membership							Member Strength		Cancellation		Reports			Finance	Leadership			
District Name	Status/ Number of Months in Status *	Active Clubs	Clubs in Status Quo	Total Clubs	% Status Quo Clubs in Financial Suspension	New Clubs	Cancelled Clubs	YTD Net Club Gain/Loss	Current Members In Active Clubs	Current Members In Status Quo Clubs	Current Total Members Count	YTD Add	YTD Drop	YTD NetGrowth (includes Active and Status Quo)	YTD NetGrowth% (includes Active and Status Quo)	Member Count 12 Months Ago	Average Member Count Per Club	% of Clubs with less than 20 members	Average Cancelled Club Age	Members Lost Due to Cancelled Clubs	% of Clubs Reporting Service	% No MMR in 3 Months	% No Officer Report in 12 months	% of Clubs with balance 90+ days	Number of Zone Chairs Recorded	Number of Region Chairs Recorded	District Officers Vacancies **
108IA1	T(24)	73	0	73	0%	0	0	0	2131	0	2131	152	77	75	3.65%	2,060	29	33%	0	0	92%	51%	0%	16%	13	4	
108IA2		68	0	68	0%	0	2	-2	1861	0	1861	91	88	3	0.16%	1,866	27	32%	24	0	79%	49%	6%	22%	0	0	
108IA3		65	0	65	0%	1	0	1	2020	0	2020	118	88	30	1.51%	1,967	31	14%	0	0	97%	40%	0%	12%	11	0	
108IB1		99	0	99	0%	2	0	2	2534	0	2534	297	225	72	2.92%	2,525	26	29%	0	0	95%	43%	0%	6%	12	13	
108IB2		58	0	58	0%	0	1	-1	1417	0	1417	75	95	-20	-1.39%	1,402	24	43%	7	11	60%	59%	0%	22%	10	0	
108IB3		74	0	74	0%	0	0	0	1700	0	1700	97	62	35	2.10%	1,698	23	43%	0	0	96%	46%	0%	19%	13	0	
108IB4		50	0	50	0%	3	0	3	1175	0	1175	173	78	95	8.80%	1,085	24	38%	0	0	82%	28%	2%	28%	8	0	
108TA1		55	0	55	0%	0	0	0	1912	0	1912	104	69	35	1.86%	1,881	35	4%	0	0	89%	40%	0%	13%	8	0	
108TA2		52	0	52	0%	0	0	0	1450	0	1450	55	61	-6	-0.41%	1,416	28	27%	0	0	96%	35%	0%	6%	9	3	
108TA3		54	0	54	0%	1	1	0	1448	0	1448	123	66	57	4.10%	1,447	27	30%	37	0	91%	35%	0%	7%	18	10	
108TB		83	0	83	0%	0	1	-1	2342	0	2342	143	141	2	0.09%	2,365	28	25%	42	1	88%	46%	1%	8%	26	0	
108 A		93	0	93	0%	1	0	1	3355	0	3355	215	163	52	1.57%	3,249	36	11%	0	0	86%	11%	0%	18%	14	7	
108AB		97	0	97	0%	1	2	-1	2776	0	2776	193	228	-35	-1.25%	2,805	29	25%	13	24	98%	43%	0%	28%	19	6	
108 L		132	0	132	0%	1	0	1	3357	0	3357	316	196	120	3.71%	3,288	25	35%	0	0	96%	45%	0%	14%	26	9	
108 LA		92	0	92	0%	2	1	1	3015	0	3015	219	189	30	1.01%	2,969	33	14%	52	20	92%	32%	0%	4%	14	7	
108 YA	141	0	141	0%	3	1	2	3560	0	3560	462	382	80	2.30%	3,600	25	40%	19	13	90%	51%	0%	28%	27	11		




District Health Assessment for Multiple District 108 through March 2025

<div></div> <div>Status/ District Name</div> <div>Number of Months in Status *</div>		Clubs							Membership							Member Strength		Cancellation		Reports			Finance	Leadership			
		Active Clubs	Clubs in Status Quo	Total Clubs	% Status Quo Clubs in Financial Suspension	New Clubs	Cancelled Clubs	YTD Net Club Gain/ Loss	Current Members In Active Clubs	Current Members In Status Quo Clubs	Current Total Members Count	YTD Add	YTD Drop	YTD NetGrowth (includes Active and Status Quo)	YTD NetGrowth% (includes Active and Status Quo)	Member Count 12 Months Ago	Average Member Count Per Club	% of Clubs with less than 20 members	Average Cancelled Club Age	Members Lost Due to Cancelled Clubs	% of Clubs Reporting Service	% No MMR in 3 Months	% No Officer Report in 12 months	% of Clubs with balance 90+ days	Number of Zone Chairs Recorded	Number of Region Chairs Recorded	District Officers Vacancies **
108 YB		120	0	120	0%	3	1	2	3989	0	3989	452	293	159	4.15%	3,796	33	20%	53	11	96%	31%	0%	26%	29	10	
		1406	0	1406	0%	18	10	8	40042	0	40042	3285	2501	784	2.00%	39,419	28	27%	28	80	91%	40%	0%	17%	257	80	




District Health Assessment for Multiple District 109 through March 2025

 Status/ District Name Number of Months in Status *		Clubs							Membership							Member Strength		Cancellation		Reports			Finance		Leadership		
		Active Clubs	Clubs in Status Quo	Total Clubs	% Status Quo in Financial Suspension	New Clubs	Cancelled Clubs	YTD Net Club Gain/ Loss	Current Members In Active Clubs	Current Members In Status Quo Clubs	Current Total Members Count	YTD Add	YTD Drop	YTD NetGrowth (includes Active and Status Quo)	YTD NetGrowth% (includes Active and Status Quo)	Member Count 12 Months Ago	Average Member Count Per Club	% of Clubs with less than 20 members	Average Cancelled Club Age	Members Lost Due to Cancelled Clubs	% of Clubs Reporting Service	% No MMR in 3 Months	% No Officer Report in 12 months	% of Clubs with balance 90+ days	Number of Zone Chairs Recorded	Number of Region Chairs Recorded	District Officers Vacancies **
109 A	T(22)	44	0	44	0%	0	4	-4	1056	0	1056	74	82	-8	-0.75%	1,095	24	45%	52	10	43%	36%	0%	7%	4	0	
109 B	T(24)	29	0	29	0%	0	0	0	653	0	653	31	43	-12	-1.80%	670	23	34%	0	0	55%	48%	7%	14%	1	0	2nd VDG, GLT
		73	0	73	0%	0	4	-4	1709	0	1709	105	125	-20	-1.16%	1,765	23	41%	52	10	48%	41%	3%	10%	5	0	



District Health Assessment for Multiple District 110 through March 2025

		Clubs							Membership							Member Strength		Cancellation		Reports			Finance	Leadership			
District Name	Status/ Number of Months in Status *	Active Clubs	Clubs in Status Quo	Total Clubs	% Status Quo Clubs in Financial Suspension	New Clubs	Cancelled Clubs	YTD Net Club Gain/Loss	Current Members In Active Clubs	Current Members In Status Quo Clubs	Current Total Members Count	YTD Add	YTD Drop	YTD NetGrowth (includes Active and Status Quo)	YTD NetGrowth% (includes Active and Status Quo)	Member Count 12 Months Ago	Average Member Count Per Club	% of Clubs with less than 20 members	Average Cancelled Club Age	Members Lost Due to Cancelled Clubs	% of Clubs Reporting Service	% No MMR in 3 Months	% No Officer Report in 12 months	% of Clubs with balance 90+ days	Number of Zone Chairs Recorded	Number of Region Chairs Recorded	District Officers Vacancies **
110AN	T(23)	58	0	58	0%	0	0	0	1223	0	1223	80	76	4	0.33%	1,249	21	48%	0	0	14%	0%	0%	0%	0	0	GST
110AZ		71	0	71	0%	0	0	0	1810	0	1810	92	115	-23	-1.25%	1,839	25	25%	0	0	8%	0%	0%	0%	1	0	GLT,GMT,GST
110BN		69	0	69	0%	0	1	-1	1582	0	1582	68	95	-27	-1.68%	1,630	23	30%	30	0	6%	0%	7%	0%	0	0	GLT,GMT,GST
110BZ		71	0	71	0%	0	1	-1	1746	0	1746	80	91	-11	-0.63%	1,795	25	30%	9	0	14%	1%	1%	0%	0	0	1st VDG,GLT,GMT ,GST
110CO		79	0	79	0%	0	0	0	1769	0	1769	88	84	4	0.23%	1,774	22	43%	0	0	8%	1%	1%	0%	0	0	GLT,GST
110CW		69	0	69	0%	0	0	0	1578	0	1578	78	104	-26	-1.62%	1,639	23	29%	0	0	7%	0%	3%	0%	0	0	GLT,GMT,GST
		417	0	417	0%	0	2	-2	9708	0	9708	486	565	-79	-0.81%	9,926	23	34%	19	0	9%	0%	2%	0%	1	0	




District Health Assessment for Multiple District 111 through March 2025

District Name	Status/ Number of Months in Status *	Clubs						Membership								Member Strength		Cancellation		Reports			Finance	Leadership			
		Active Clubs	Clubs in Status Quo	Total Clubs	% Status Quo Clubs in Financial Suspension	New Clubs	Cancelled Clubs	YTD Net Club Gain/Loss	Current Members In Active Clubs	Current Members In Status Quo Clubs	Current Total Members Count	YTD Add	YTD Drop	YTD NetGrowth (includes Active and Status Quo)	YTD NetGrowth% (includes Active and Status Quo)	Member Count 12 Months Ago	Average Member Count Per Club	% of Clubs with less than 20 members	Average Cancelled Club Age	Members Lost Due to Cancelled Clubs	% of Clubs Reporting Service	% No MMR in 3 Months	% No Officer Report in 12 months	% of Clubs with balance 90+ days	Number of Zone Chairs Recorded	Number of Region Chairs Recorded	District Officers Vacancies **
111BN		67	0	67	0%	1	0	1	2374	0	2374	108	76	32	1.37%	2,345	35	6%	0	0	0%	13%	0%	1%	0	0	
111BO		43	0	43	0%	0	0	0	1672	0	1672	43	60	-17	-1.01%	1,689	39	2%	0	0	2%	9%	0%	2%	0	0	
111MN		134	0	134	0%	0	1	-1	4225	0	4225	126	139	-13	-0.31%	4,243	32	13%	25	10	0%	18%	0%	0%	0	0	
111MS		116	0	116	0%	1	0	1	4041	0	4041	155	123	32	0.80%	4,029	35	5%	0	0	0%	22%	0%	1%	0	0	2nd VDG
111NB		60	0	60	0%	0	0	0	1962	0	1962	67	86	-19	-0.96%	1,981	33	7%	0	0	0%	10%	0%	0%	0	0	
111NW		77	0	77	0%	0	0	0	2486	0	2486	79	66	13	0.53%	2,482	32	6%	0	0	0%	17%	0%	0%	0	0	
111 N		108	0	108	0%	0	0	0	3439	0	3439	97	106	-9	-0.26%	3,457	32	11%	0	0	0%	18%	0%	0%	0	0	
111RN		72	0	72	0%	0	1	-1	2377	0	2377	78	80	-2	-0.08%	2,376	33	11%	12	1	0%	26%	0%	0%	0	0	
111RS		86	0	86	0%	2	0	2	2583	0	2583	143	79	64	2.54%	2,540	30	14%	0	0	0%	15%	0%	0%	0	0	
111WL		107	0	107	0%	1	0	1	3756	0	3756	104	97	7	0.19%	3,752	35	5%	0	0	0%	12%	0%	0%	0	0	
111WR		89	0	89	0%	0	0	0	3251	0	3251	104	75	29	0.90%	3,221	37	3%	0	0	1%	16%	0%	0%	0	0	
111BS		108	0	108	0%	0	0	0	3568	0	3568	129	131	-2	-0.06%	3,550	33	9%	0	0	0%	14%	0%	0%	0	0	2nd VDG
111NH		93	0	93	0%	0	0	0	3067	0	3067	113	92	21	0.69%	3,043	33	11%	0	0	0%	5%	0%	0%	0	0	
111SW		44	0	44	0%	0	0	0	1583	0	1583	56	64	-8	-0.50%	1,590	36	5%	0	0	0%	14%	0%	0%	0	0	GMT
111SM		96	0	96	0%	0	0	0	3533	0	3533	96	97	-1	-0.03%	3,535	37	10%	0	0	0%	16%	0%	0%	0	0	
111SN		62	0	62	0%	0	0	0	2027	0	2027	75	56	19	0.95%	1,989	33	10%	0	0	0%	10%	0%	0%	0	0	2nd VDG




District Health Assessment for Multiple District 111 through March 2025

		Clubs							Membership							Member Strength		Cancellation		Reports			Finance	Leadership			
District Name	Status/ Number of Months in Status *	Active Clubs	Clubs in Status Quo	Total Clubs	% Status Quo Clubs in Financial Suspension	New Clubs	Cancelled Clubs	YTD Net Club Gain/Loss	Current Members In Active Clubs	Current Members In Status Quo Clubs	Current Total Members Count	YTD Add	YTD Drop	YTD NetGrowth (includes Active and Status Quo)	YTD NetGrowth% (includes Active and Status Quo)	Member Count 12 Months Ago	Average Member Count Per Club	% of Clubs with less than 20 members	Average Cancelled Club Age	Members Lost Due to Cancelled Clubs	% of Clubs Reporting Service	% No MMR in 3 Months	% No Officer Report in 12 months	% of Clubs with balance 90+ days	Number of Zone Chairs Recorded	Number of Region Chairs Recorded	District Officers Vacancies **
		81	0	81	0%	0	2	-2	1979	0	1979	91	79	12	0.61%	2,035	24	27%	30	5	0%	16%	0%	0%	0	0	
		72	0	72	0%	0	1	-1	1630	0	1630	48	77	-29	-1.75%	1,679	23	35%	29	10	0%	38%	0%	1%	0	0	
		69	0	69	0%	0	0	0	1869	0	1869	81	73	8	0.43%	1,863	27	12%	0	0	0%	23%	0%	0%	0	0	GST
		1584	0	1584	0%	5	5	0	51422	0	51422	1793	1656	137	0.27%	51,399	32	11%	25	26	0%	17%	0%	0%	0	0	



District Health Assessment for Multiple District 112 through March 2025

		Clubs							Membership							Member Strength		Cancellation		Reports			Finance	Leadership			
District Name	Status/ Number of Months in Status *	Active Clubs	Clubs in Status Quo	Total Clubs	% Status Quo Clubs in Financial Suspension	New Clubs	Cancelled Clubs	YTD Net Club Gain/Loss	Current Members In Active Clubs	Current Members In Status Quo Clubs	Current Total Members Count	YTD Add	YTD Drop	YTD NetGrowth (includes Active and Status Quo)	YTD NetGrowth% (includes Active and Status Quo)	Member Count 12 Months Ago	Average Member Count Per Club	% of Clubs with less than 20 members	Average Cancelled Club Age	Members Lost Due to Cancelled Clubs	% of Clubs Reporting Service	% No MMR in 3 Months	% No Officer Report in 12 months	% of Clubs with balance 90+ days	Number of Zone Chairs Recorded	Number of Region Chairs Recorded	District Officers Vacancies **
112 A		55	0	55	0%	0	0	0	1970	0	1970	79	88	-9	-0.45%	1,967	36	5%	0	0	42%	0%	0%	0%	0	0	
112 B		63	0	63	0%	0	1	-1	1833	0	1833	84	92	-8	-0.43%	1,852	29	24%	38	12	29%	0%	0%	0%	9	3	GST
112 C	T(24)	48	0	48	0%	0	4	-4	812	0	812	53	100	-47	-5.47%	887	17	69%	25	28	13%	0%	0%	0%	0	0	
112 D		93	0	93	0%	0	1	-1	2176	0	2176	122	122	0	0.00%	2,188	23	39%	46	0	11%	0%	0%	1%	0	0	
		259	0	259	0%	0	6	-6	6791	0	6791	338	402	-64	-0.93%	6,894	26	34%	31	40	22%	0%	0%	0%	9	3	




District Health Assessment for Multiple District 114 through March 2025

District Name	Status/ Number of Months in Status *	Clubs							Membership							Member Strength		Cancellation		Reports			Finance	Leadership			
		Active Clubs	Clubs in Status Quo	Total Clubs	% Status Quo Clubs in Financial Suspension	New Clubs	Cancelled Clubs	YTD Net Club Gain/Loss	Current Members In Active Clubs	Current Members In Status Quo Clubs	Current Total Members Count	YTD Add	YTD Drop	YTD NetGrowth (includes Active and Status Quo)	YTD NetGrowth% (includes Active and Status Quo)	Member Count 12 Months Ago	Average Member Count Per Club	% of Clubs with less than 20 members	Average Cancelled Club Age	Members Lost Due to Cancelled Clubs	% of Clubs Reporting Service	% No MMR in 3 Months	% No Officer Report in 12 months	% of Clubs with balance 90+ days	Number of Zone Chairs Recorded	Number of Region Chairs Recorded	District Officers Vacancies **
114 W		88	0	88	0%	0	0	0	3011	0	3011	98	83	15	0.50%	3,009	34	11%	0	0	43%	0%	0%	0%	0	0	
114 O		71	0	71	0%	0	3	-3	2269	0	2269	135	120	15	0.67%	2,243	32	21%	30	52	20%	0%	0%	4%	0	0	
114 M		93	0	93	0%	0	0	0	3326	0	3326	106	126	-20	-0.60%	3,304	36	1%	0	0	56%	0%	0%	0%	0	0	
		252	0	252	0%	0	3	-3	8606	0	8606	339	329	10	0.12%	8,556	34	10%	30	52	41%	0%	0%	1%	0	0	




District Health Assessment for Multiple District 115 through March 2025

 Status/ District Name Number of Months in Status *		Clubs							Membership							Member Strength		Cancellation		Reports			Finance	Leadership			
		Active Clubs	Clubs in Status Quo	Total Clubs	% Status Quo Clubs in Financial Suspension	New Clubs	Cancelled Clubs	YTD Net Club Gain/ Loss	Current Members In Active Clubs	Current Members In Status Quo Clubs	Current Total Members Count	YTD Add	YTD Drop	YTD NetGrowth (includes Active and Status Quo)	YTD NetGrowth% (includes Active and Status Quo)	Member Count 12 Months Ago	Average Member Count Per Club	% of Clubs with less than 20 members	Average Cancelled Club Age	Members Lost Due to Cancelled Clubs	% of Clubs Reporting Service	% No MMR in 3 Months	% No Officer Report in 12 months	% of Clubs with balance 90+ days	Number of Zone Chairs Recorded	Number of Region Chairs Recorded	District Officers Vacancies **
115CN	T(24)	33	0	33	0%	0	0	0	1146	0	1146	38	32	6	0.53%	1,134	35	18%	0	0	70%	45%	6%	30%	11	0	
115CS	T(24)	48	0	48	0%	0	3	-3	1197	0	1197	75	99	-24	-1.97%	1,207	25	46%	34	21	56%	46%	4%	23%	12	0	
		81	0	81	0%	0	3	-3	2343	0	2343	113	131	-18	-0.76%	2,341	29	35%	34	21	62%	46%	5%	26%	23	0	




District Health Assessment for Multiple District 116 through March 2025

		Clubs							Membership							Member Strength		Cancellation		Reports			Finance	Leadership			
District Name	Status/ Number of Months in Status *	Active Clubs	Clubs in Status Quo	Total Clubs	% Status Quo Clubs in Financial Suspension	New Clubs	Cancelled Clubs	YTD Net Club Gain/Loss	Current Members In Active Clubs	Current Members In Status Quo Clubs	Current Total Members Count	YTD Add	YTD Drop	YTD NetGrowth (includes Active and Status Quo)	YTD NetGrowth% (includes Active and Status Quo)	Member Count 12 Months Ago	Average Member Count Per Club	% of Clubs with less than 20 members	Average Cancelled Club Age	Members Lost Due to Cancelled Clubs	% of Clubs Reporting Service	% No MMR in 3 Months	% No Officer Report in 12 months	% of Clubs with balance 90+ days	Number of Zone Chairs Recorded	Number of Region Chairs Recorded	District Officers Vacancies **
116 A	T(24)	27	0	27	0%	2	2	0	572	0	572	106	54	52	10.00%	522	21	44%	7	0	30%	37%	7%	15%	15	0	
116 B	T(24)	34	0	34	0%	0	1	-1	886	0	886	87	93	-6	-0.67%	850	26	50%	26	4	21%	41%	9%	24%	0	0	GLT,GST
		61	0	61	0%	2	3	-1	1458	0	1458	193	147	46	3.26%	1,372	24	48%	13	4	25%	39%	8%	20%	15	0	




District Health Assessment for Multiple District 117 through March 2025

 Status/ Number of Months in Status *		Clubs							Membership							Member Strength		Cancellation		Reports			Finance	Leadership			
		Active Clubs	Clubs in Status Quo	Total Clubs	% Status Quo Clubs in Financial Suspension	New Clubs	Cancelled Clubs	YTD Net Club Gain/Loss	Current Members In Active Clubs	Current Members In Status Quo Clubs	Current Total Members Count	YTD Add	YTD Drop	YTD NetGrowth (includes Active and Status Quo)	YTD NetGrowth% (includes Active and Status Quo)	Member Count 12 Months Ago	Average Member Count Per Club	% of Clubs with less than 20 members	Average Cancelled Club Age	Members Lost Due to Cancelled Clubs	% of Clubs Reporting Service	% No MMR in 3 Months	% No Officer Report in 12 months	% of Clubs with balance 90+ days	Number of Zone Chairs Recorded	Number of Region Chairs Recorded	District Officers Vacancies **
117 A	T(24)	40	0	40	0%	3	3	0	949	0	949	174	175	-1	-0.11%	955	24	40%	14	61	33%	38%	0%	15%	8	4	
117 B	T(24)	47	0	47	0%	0	2	-2	1100	0	1100	122	121	1	0.09%	1,112	23	45%	17	0	62%	38%	0%	6%	11	4	
		87	0	87	0%	3	5	-2	2049	0	2049	296	296	0	0.00%	2,067	24	43%	15	61	48%	38%	0%	10%	19	8	




District Health Assessment for Multiple District 118 through March 2025

		Clubs							Membership							Member Strength		Cancellation		Reports			Finance	Leadership			
District Name	Status/ Number of Months in Status *	Active Clubs	Clubs in Status Quo	Total Clubs	% Status Quo Clubs in Financial Suspension	New Clubs	Cancelled Clubs	YTD Net Club Gain/Loss	Current Members In Active Clubs	Current Members In Status Quo Clubs	Current Total Members Count	YTD Add	YTD Drop	YTD NetGrowth (includes Active and Status Quo)	YTD NetGrowth% (includes Active and Status Quo)	Member Count 12 Months Ago	Average Member Count Per Club	% of Clubs with less than 20 members	Average Cancelled Club Age	Members Lost Due to Cancelled Clubs	% of Clubs Reporting Service	% No MMR in 3 Months	% No Officer Report in 12 months	% of Clubs with balance 90+ days	Number of Zone Chairs Recorded	Number of Region Chairs Recorded	District Officers Vacancies **
118 T	T(24)	27	0	27	0%	0	0	0	571	0	571	66	21	45	8.56%	519	21	48%	0	0	100%	44%	0%	11%	5	0	
118 U	T(24)	53	0	53	0%	4	0	4	1172	0	1172	333	124	209	21.70%	919	22	58%	0	0	94%	45%	4%	26%	17	0	
118 R		68	1	69	100%	3	1	2	1322	8	1330	224	218	6	0.45%	1,287	19	61%	4	2	75%	51%	1%	22%	15	6	
118 K	T(24)	24	0	24	0%	0	0	0	560	0	560	33	23	10	1.82%	562	23	33%	0	0	58%	50%	13%	21%	0	0	
118 E	T(24)	43	0	43	0%	0	1	-1	889	0	889	35	89	-54	-5.73%	903	21	44%	1	29	72%	51%	0%	33%	8	3	
118 Y		53	0	53	0%	0	1	-1	1264	0	1264	101	125	-24	-1.86%	1,273	24	32%	33	11	100%	34%	0%	6%	12	6	
		268	1	269	100%	7	3	4	5778	8	5786	792	600	192	3.43%	5,463	22	48%	13	42	84%	46%	2%	20%	57	15	




District Health Assessment for District 113 through March 2025

		Clubs							Membership							Member Strength		Cancellation		Reports			Finance	Leadership			
District Name	Status/ Number of Months in Status *	Active Clubs	Clubs in Status Quo	Total Clubs	% Status Quo in Financial Suspension	New Clubs	Cancelled Clubs	YTD Net Club Gain/Loss	Current Members In Active Clubs	Current Members In Status Quo Clubs	Current Total Members Count	YTD Add	YTD Drop	YTD NetGrowth (includes Active and Status Quo)	YTD NetGrowth% (includes Active and Status Quo)	Member Count 12 Months Ago	Average Member Count Per Club	% of Clubs with less than 20 members	Average Cancelled Club Age	Members Lost Due to Cancelled Clubs	% of Clubs Reporting Service	% No MMR in 3 Months	% No Officer Report in 12 months	% of Clubs with balance 90+ days	Number of Zone Chairs Recorded	Number of Region Chairs Recorded	District Officers Vacancies **
113	P	23	0	23	0%	0	2	-2	867	0	867	38	59	-21	-2.36%	850	38	4%	15	24	96%	0%	0%	0%	8	0	
		23	0	23	0%	0	2	-2	867	0	867	38	59	-21	-2.36%	850	38	4%	15	24	96%	0%	0%	0%	8	0	




District Health Assessment for District 119 through March 2025

		Clubs							Membership							Member Strength		Cancellation		Reports			Finance	Leadership			
District Name	Status/ Number of Months in Status *	Active Clubs	Clubs in Status Quo	Total Clubs	% Status Quo in Financial Suspension	New Clubs	Cancelled Clubs	YTD Net Club Gain/ Loss	Current Members In Active Clubs	Current Members In Status Quo Clubs	Current Total Members Count	YTD Add	YTD Drop	YTD NetGrowth (includes Active and Status Quo)	YTD NetGrowth% (includes Active and Status Quo)	Member Count 12 Months Ago	Average Member Count Per Club	% of Clubs with less than 20 members	Average Cancelled Club Age	Members Lost Due to Cancelled Clubs	% of Clubs Reporting Service	% No MMR in 3 Months	% No Officer Report in 12 months	% of Clubs with balance 90+ days	Number of Zone Chairs Recorded	Number of Region Chairs Recorded	District Officers Vacancies **
119	T(24)	39	0	39	0%	1	0	1	837	0	837	86	34	52	6.62%	810	21	49%	0	0	18%	77%	21%	31%	5	0	GST
		39	0	39	0%	1	0	1	837	0	837	86	34	52	6.62%	810	21	49%	0	0	18%	77%	21%	31%	5	0	




District Health Assessment for District 120 through March 2025

		Clubs							Membership							Member Strength		Cancellation		Reports			Finance	Leadership			
District Name	Status/ Number of Months in Status *	Active Clubs	Clubs in Status Quo	Total Clubs	% Status Quo in Financial Suspension	New Clubs	Cancelled Clubs	YTD Net Club Gain/Loss	Current Members In Clubs	Current Members In Status Quo Clubs	Current Total Members Count	YTD Add	YTD Drop	YTD NetGrowth (includes Active and Status Quo)	YTD NetGrowth% (includes Active and Status Quo)	Member Count 12 Months Ago	Average Member Count Per Club	% of Clubs with less than 20 members	Average Cancelled Club Age	Members Lost Due to Cancelled Clubs	% of Clubs Reporting Service	% No MMR in 3 Months	% No Officer Report in 12 months	% of Clubs with balance 90+ days	Number of Zone Chairs Recorded	Number of Region Chairs Recorded	District Officers Vacancies **
120	T(24)	57	0	57	0%	0	3	-3	1059	0	1059	29	68	-39	-3.55%	1,103	19	47%	24	21	14%	56%	0%	19%	10	4	
		57	0	57	0%	0	3	-3	1059	0	1059	29	68	-39	-3.55%	1,103	19	47%	24	21	14%	56%	0%	19%	10	4	



District Health Assessment for District 121 through March 2025

		Clubs							Membership							Member Strength		Cancellation		Reports			Finance	Leadership			
District Name	Status/ Number of Months in Status *	Active Clubs	Clubs in Status Quo	Total Clubs	% Status Quo in Financial Suspension	New Clubs	Cancelled Clubs	YTD Net Club Gain/ Loss	Current Members In Active Clubs	Current Members In Status Quo Clubs	Current Total Members Count	YTD Add	YTD Drop	YTD NetGrowth (includes Active and Status Quo)	YTD NetGrowth% (includes Active and Status Quo)	Member Count 12 Months Ago	Average Member Count Per Club	% of Clubs with less than 20 members	Average Cancelled Club Age	Members Lost Due to Cancelled Clubs	% of Clubs Reporting Service	% No MMR in 3 Months	% No Officer Report in 12 months	% of Clubs with balance 90+ days	Number of Zone Chairs Recorded	Number of Region Chairs Recorded	District Officers Vacancies **
121	T(24)	46	0	46	0%	0	1	-1	923	0	923	43	32	11	1.21%	929	20	50%	20	0	22%	57%	0%	9%	8	0	
		46	0	46	0%	0	1	-1	923	0	923	43	32	11	1.21%	929	20	50%	20	0	22%	57%	0%	9%	8	0	




District Health Assessment for District 122 through March 2025

District Name		Clubs							Membership							Member Strength		Cancellation		Reports			Finance	Leadership				
		Status/ Number of Months in Status *	Active Clubs	Clubs in Status Quo	Total Clubs	% Status Quo in Financial Suspension	New Clubs	Cancelled Clubs	YTD Net Club Gain/ Loss	Current Members In Active Clubs	Current Members In Status Quo Clubs	Current Total Members Count	YTD Add	YTD Drop	YTD NetGrowth (includes Active and Status Quo)	YTD NetGrowth% (includes Active and Status Quo)	Member Count 12 Months Ago	Average Member Count Per Club	% of Clubs with less than 20 members	Average Cancelled Club Age	Members Lost Due to Cancelled Clubs	% of Clubs Reporting Service	% No MMR in 3 Months	% No Officer Report in 12 months	% of Clubs with balance 90+ days	Number of Zone Chairs Recorded	Number of Region Chairs Recorded	District Officers Vacancies **
122	P		36	0	36	0%	1	1	0	651	0	651	36	46	-10	-1.51%	657	18	61%	35	4	17%	64%	3%	22%	11	2	
			36	0	36	0%	1	1	0	651	0	651	36	46	-10	-1.51%	657	18	61%	35	4	17%	64%	3%	22%	11	2	




District Health Assessment for District 123 through March 2025

		Clubs							Membership							Member Strength		Cancellation		Reports			Finance	Leadership			
District Name	Status/ Number of Months in Status *	Active Clubs	Clubs in Status Quo	Total Clubs	% Status Quo Clubs in Financial Suspension	New Clubs	Cancelled Clubs	YTD Net Club Gain/Loss	Current Members In Active Clubs	Current Members In Status Quo Clubs	Current Total Members Count	YTD Add	YTD Drop	YTD NetGrowth (includes Active and Status Quo)	YTD NetGrowth% (includes Active and Status Quo)	Member Count 12 Months Ago	Average Member Count Per Club	% of Clubs with less than 20 members	Average Cancelled Club Age	Members Lost Due to Cancelled Clubs	% of Clubs Reporting Service	% No MMR in 3 Months	% No Officer Report in 12 months	% of Clubs with balance 90+ days	Number of Zone Chairs Recorded	Number of Region Chairs Recorded	District Officers Vacancies **
123	P	0	18	18	0%	0	0	0	0	170	170	0	0	0	0.00%	170	0	94%	0	0	0%	100%	100%	83%	0	0	1st VDG,2nd VDG,GLT,GMT ,GST
		0	18	18	0%	0	0	0	0	170	170	0	0	0	0.00%	170	0	94%	0	0	0%	100%	100%	83%	0	0	




District Health Assessment for District 124 through March 2025

		Clubs							Membership							Member Strength		Cancellation		Reports			Finance	Leadership			
District Name	Status/ Number of Months in Status *	Active Clubs	Clubs in Status Quo	Total Clubs	% Status Quo Clubs in Financial Suspension	New Clubs	Cancelled Clubs	YTD Net Club Gain/ Loss	Current Members In Active Clubs	Current Members In Status Quo Clubs	Current Total Members Count	YTD Add	YTD Drop	YTD NetGrowth (includes Active and Status Quo)	YTD NetGrowth% (includes Active and Status Quo)	Member Count 12 Months Ago	Average Member Count Per Club	% of Clubs with less than 20 members	Average Cancelled Club Age	Members Lost Due to Cancelled Clubs	% of Clubs Reporting Service	% No MMR in 3 Months	% No Officer Report in 12 months	% of Clubs with balance 90+ days	Number of Zone Chairs Recorded	Number of Region Chairs Recorded	District Officers Vacancies **
124		84	0	84	0%	3	2	1	1716	0	1716	169	165	4	0.23%	1,672	20	50%	2	33	54%	56%	7%	51%	19	7	
		84	0	84	0%	3	2	1	1716	0	1716	169	165	4	0.23%	1,672	20	50%	2	33	54%	56%	7%	51%	19	7	




District Health Assessment for District 126 through March 2025

		Clubs							Membership							Member Strength		Cancellation		Reports			Finance	Leadership			
District Name	Status/ Number of Months in Status *	Active Clubs	Clubs in Status Quo	Total Clubs	% Status Quo Clubs in Financial Suspension	New Clubs	Cancelled Clubs	YTD Net Club Gain/Loss	Current Members In Active Clubs	Current Members In Status Quo Clubs	Current Total Members Count	YTD Add	YTD Drop	YTD NetGrowth (includes Active and Status Quo)	YTD NetGrowth% (includes Active and Status Quo)	Member Count 12 Months Ago	Average Member Count Per Club	% of Clubs with less than 20 members	Average Cancelled Club Age	Members Lost Due to Cancelled Clubs	% of Clubs Reporting Service	% No MMR in 3 Months	% No Officer Report in 12 months	% of Clubs with balance 90+ days	Number of Zone Chairs Recorded	Number of Region Chairs Recorded	District Officers Vacancies **
126	T(24)	57	0	57	0%	1	0	1	1149	0	1149	50	66	-16	-1.37%	1,106	20	47%	0	0	74%	60%	4%	30%	0	0	GST
		57	0	57	0%	1	0	1	1149	0	1149	50	66	-16	-1.37%	1,106	20	47%	0	0	74%	60%	4%	30%	0	0	




District Health Assessment for District 128 through March 2025

		Clubs							Membership							Member Strength		Cancellation		Reports			Finance	Leadership			
District Name	Status/ Number of Months in Status *	Active Clubs	Clubs in Status Quo	Total Clubs	% Status Quo in Financial Suspension	New Clubs	Cancelled Clubs	YTD Net Club Gain/Loss	Current Members In Clubs	Current Members In Status Quo Clubs	Current Total Members Count	YTD Add	YTD Drop	YTD NetGrowth (includes Active and Status Quo)	YTD NetGrowth% (includes Active and Status Quo)	Member Count 12 Months Ago	Average Member Count Per Club	% of Clubs with less than 20 members	Average Cancelled Club Age	Members Lost Due to Cancelled Clubs	% of Clubs Reporting Service	% No MMR in 3 Months	% No Officer Report in 12 months	% of Clubs with balance 90+ days	Number of Zone Chairs Recorded	Number of Region Chairs Recorded	District Officers Vacancies **
128	P	26	0	26	0%	0	1	-1	685	0	685	38	52	-14	-2.00%	663	26	31%	56	4	65%	58%	0%	12%	4	2	
		26	0	26	0%	0	1	-1	685	0	685	38	52	-14	-2.00%	663	26	31%	56	4	65%	58%	0%	12%	4	2	




District Health Assessment for District 129 through March 2025

		Clubs							Membership							Member Strength		Cancellation		Reports			Finance	Leadership			
District Name	Status/ Number of Months in Status *	Active Clubs	Clubs in Status Quo	Total Clubs	% Status Quo Clubs in Financial Suspension	New Clubs	Cancelled Clubs	YTD Net Club Gain/Loss	Current Members In Active Clubs	Current Members In Status Quo Clubs	Current Total Members Count	YTD Add	YTD Drop	YTD NetGrowth (includes Active and Status Quo)	YTD NetGrowth% (includes Active and Status Quo)	Member Count 12 Months Ago	Average Member Count Per Club	% of Clubs with less than 20 members	Average Cancelled Club Age	Members Lost Due to Cancelled Clubs	% of Clubs Reporting Service	% No MMR in 3 Months	% No Officer Report in 12 months	% of Clubs with balance 90+ days	Number of Zone Chairs Recorded	Number of Region Chairs Recorded	District Officers Vacancies **
129		61	0	61	0%	1	0	1	1534	0	1534	70	67	3	0.20%	1,473	25	25%	0	0	74%	51%	0%	13%	10	2	
		61	0	61	0%	1	0	1	1534	0	1534	70	67	3	0.20%	1,473	25	25%	0	0	74%	51%	0%	13%	10	2	




District Health Assessment for District 130 through March 2025

		Clubs							Membership							Member Strength		Cancellation		Reports			Finance	Leadership			
District Name	Status/ Number of Months in Status *	Active Clubs	Clubs in Status Quo	Total Clubs	% Status Quo in Financial Suspension	New Clubs	Cancelled Clubs	YTD Net Club Gain/ Loss	Current Members In Active Clubs	Current Members In Status Quo Clubs	Current Total Members Count	YTD Add	YTD Drop	YTD NetGrowth (includes Active and Status Quo)	YTD NetGrowth% (includes Active and Status Quo)	Member Count 12 Months Ago	Average Member Count Per Club	% of Clubs with less than 20 members	Average Cancelled Club Age	Members Lost Due to Cancelled Clubs	% of Clubs Reporting Service	% No MMR in 3 Months	% No Officer Report in 12 months	% of Clubs with balance 90+ days	Number of Zone Chairs Recorded	Number of Region Chairs Recorded	District Officers Vacancies **
130	P	39	0	39	0%	1	0	1	715	0	715	52	82	-30	-4.03%	694	18	59%	0	0	51%	54%	0%	36%	8	1	GMT
		39	0	39	0%	1	0	1	715	0	715	52	82	-30	-4.03%	694	18	59%	0	0	51%	54%	0%	36%	8	1	




District Health Assessment for District 131 through March 2025

		Clubs							Membership							Member Strength		Cancellation		Reports			Finance	Leadership			
District Name	Status/ Number of Months in Status *	Active Clubs	Clubs in Status Quo	Total Clubs	% Status Quo Clubs in Financial Suspension	New Clubs	Cancelled Clubs	YTD Net Club Gain/Loss	Current Members In Active Clubs	Current Members In Status Quo Clubs	Current Total Members Count	YTD Add	YTD Drop	YTD NetGrowth (includes Active and Status Quo)	YTD NetGrowth% (includes Active and Status Quo)	Member Count 12 Months Ago	Average Member Count Per Club	% of Clubs with less than 20 members	Average Cancelled Club Age	Members Lost Due to Cancelled Clubs	% of Clubs Reporting Service	% No MMR in 3 Months	% No Officer Report in 12 months	% of Clubs with balance 90+ days	Number of Zone Chairs Recorded	Number of Region Chairs Recorded	District Officers Vacancies **
131	P	36	0	36	0%	0	0	0	716	0	716	20	33	-13	-1.78%	726	20	50%	0	0	50%	72%	6%	6%	0	0	
		36	0	36	0%	0	0	0	716	0	716	20	33	-13	-1.78%	726	20	50%	0	0	50%	72%	6%	6%	0	0	




District Health Assessment for District 132 through March 2025

		Clubs							Membership							Member Strength		Cancellation		Reports			Finance	Leadership			
District Name	Status/ Number of Months in Status *	Active Clubs	Clubs in Status Quo	Total Clubs	% Status Quo in Financial Suspension	New Clubs	Cancelled Clubs	YTD Net Club Gain/Loss	Current Members In Active Clubs	Current Members In Status Quo Clubs	Current Total Members Count	YTD Add	YTD Drop	YTD NetGrowth (includes Active and Status Quo)	YTD NetGrowth% (includes Active and Status Quo)	Member Count 12 Months Ago	Average Member Count Per Club	% of Clubs with less than 20 members	Average Cancelled Club Age	Members Lost Due to Cancelled Clubs	% of Clubs Reporting Service	% No MMR in 3 Months	% No Officer Report in 12 months	% of Clubs with balance 90+ days	Number of Zone Chairs Recorded	Number of Region Chairs Recorded	District Officers Vacancies **
132	P	28	0	28	0%	1	1	0	452	0	452	64	24	40	9.71%	442	16	61%	7	0	61%	86%	4%	7%	6	2	
		28	0	28	0%	1	1	0	452	0	452	64	24	40	9.71%	442	16	61%	7	0	61%	86%	4%	7%	6	2	




District Health Assessment for District 133 through March 2025

<div></div> <div>Status/ District Name</div> <div>Number of Months in Status *</div>		Clubs							Membership							Member Strength		Cancellation		Reports			Finance	Leadership			
		Active Clubs	Clubs in Status Quo	Total Clubs	% Status Quo Clubs in Financial Suspension	New Clubs	Cancelled Clubs	YTD Net Club Gain/ Loss	Current Members In Active Clubs	Current Members In Status Quo Clubs	Current Total Members Count	YTD Add	YTD Drop	YTD NetGrowth (includes Active and Status Quo)	YTD NetGrowth% (includes Active and Status Quo)	Member Count 12 Months Ago	Average Member Count Per Club	% of Clubs with less than 20 members	Average Cancelled Club Age	Members Lost Due to Cancelled Clubs	% of Clubs Reporting Service	% No MMR in 3 Months	% No Officer Report in 12 months	% of Clubs with balance 90+ days	Number of Zone Chairs Recorded	Number of Region Chairs Recorded	District Officers Vacancies **
133		85	0	85	0%	0	3	-3	1841	0	1841	100	158	-58	-3.05%	1,916	22	56%	42	52	20%	56%	2%	13%	12	0	
		85	0	85	0%	0	3	-3	1841	0	1841	100	158	-58	-3.05%	1,916	22	56%	42	52	20%	56%	2%	13%	12	0	



District Health Assessment for District 134 through March 2025

		Clubs							Membership							Member Strength		Cancellation		Reports			Finance	Leadership			
District Name	Status/ Number of Months in Status *	Active Clubs	Clubs in Status Quo	Total Clubs	% Status Quo in Financial Suspension	New Clubs	Cancelled Clubs	YTD Net Club Gain/Loss	Current Members In Active Clubs	Current Members In Status Quo Clubs	Current Total Members Count	YTD Add	YTD Drop	YTD NetGrowth (includes Active and Status Quo)	YTD NetGrowth% (includes Active and Status Quo)	Member Count 12 Months Ago	Average Member Count Per Club	% of Clubs with less than 20 members	Average Cancelled Club Age	Members Lost Due to Cancelled Clubs	% of Clubs Reporting Service	% No MMR in 3 Months	% No Officer Report in 12 months	% of Clubs with balance 90+ days	Number of Zone Chairs Recorded	Number of Region Chairs Recorded	District Officers Vacancies **
134	P	33	6	39	0%	11	0	11	783	132	915	324	12	312	51.74%	602	24	21%	0	0	8%	87%	15%	21%	3	0	
		33	6	39	0%	11	0	11	783	132	915	324	12	312	51.74%	602	28	21%	0	0	8%	87%	15%	21%	3	0	



District Health Assessment for Ident 5787 - MALTA - UND through March 2025

Status/ District Name		Clubs							Membership							Member Strength		Cancellation		Reports			Finance		Leadership		
		Active Clubs	Clubs in Status Quo	Total Clubs	% Status Quo Clubs in Financial Suspension	New Clubs	Cancelled Clubs	YTD Net Club Gain/Loss	Current Members In Active Clubs	Current Members In Status Quo Clubs	Current Total Members Count	YTD Add	YTD Drop	YTD NetGrowth (includes Active and Status Quo)	YTD NetGrowth% (includes Active and Status Quo)	Member Count 12 Months Ago	Average Member Count Per Club	% of Clubs with less than 20 members	Average Cancelled Club Age	Members Lost Due to Cancelled Clubs	% of Clubs Reporting Service	% No MMR in 3 Months	% No Officer Report in 12 months	% of Clubs with balance 90+ days	Number of Zone Chairs Recorded	Number of Region Chairs Recorded	District Officers Vacancies **
Ident 5787 - MALTA		3	0	3	0%	0	0	0	109	0	109	12	1	11	11.22%	98	36	33%	0	0	67%	100%	33%	67%	0	0	
		3	0	3	0%	0	0	0	109	0	109	12	1	11	11.22%	98	36	33%	0	0	67%	100%	33%	67%	0	0	



District Health Assessment for Ident 5795 - PRINCIPAT D'ANDORRA - UND through March 2025

Status/ District Name		Clubs							Membership							Member Strength		Cancellation		Reports			Finance		Leadership		
		Active Clubs	Clubs in Status Quo	Total Clubs	% Status Quo Clubs in Financial Suspension	New Clubs	Cancelled Clubs	YTD Net Club Gain/Loss	Current Members In Active Clubs	Current Members In Status Quo Clubs	Current Total Members Count	YTD Add	YTD Drop	YTD NetGrowth (includes Active and Status Quo)	YTD NetGrowth% (includes Active and Status Quo)	Member Count 12 Months Ago	Average Member Count Per Club	% of Clubs with less than 20 members	Average Cancelled Club Age	Members Lost Due to Cancelled Clubs	% of Clubs Reporting Service	% No MMR in 3 Months	% No Officer Report in 12 months	% of Clubs with balance 90+ days	Number of Zone Chairs Recorded	Number of Region Chairs Recorded	District Officers Vacancies **
Ident 5795 - PRINCIPAT D'ANDORRA		1	0	1	0%	0	0	0	31	0	31	0	0	0	0.00%	31	31	0%	0	0	0%	100%	0%	0%	0	0	0
		1	0	1	0%	0	0	0	31	0	31	0	0	0	0.00%	31	31	0%	0	0	0%	100%	0%	0%	0	0	0



District Health Assessment for Ident 5811 - BOSNIA & HERZEGOVINA - UND through March 2025

Status/ District Name Number of Months in Status *		Clubs							Membership							Member Strength		Cancellation		Reports			Finance	Leadership			
		Active Clubs	Clubs in Status Quo	Total Clubs	% Status Quo Clubs in Financial Suspension	New Clubs	Cancelled Clubs	YTD Net Club Gain/Loss	Current Members In Active Clubs	Current Members In Status Quo Clubs	Current Total Members Count	YTD Add	YTD Drop	YTD NetGrowth (includes Active and Status Quo)	YTD NetGrowth% (includes Active and Status Quo)	Member Count 12 Months Ago	Average Member Count Per Club	% of Clubs with less than 20 members	Average Cancelled Club Age	Members Lost Due to Cancelled Clubs	% of Clubs Reporting Service	% No MMR in 3 Months	% No Officer Report in 12 months	% of Clubs with balance 90+ days	Number of Zone Chairs Recorded	Number of Region Chairs Recorded	District Officers Vacancies **
Ident 5811 - BOSNIA & HERZEGOVINA		4	0	4	0%	0	0	0	69	0	69	1	2	-1	-1.43%	79	17	75%	0	0	25%	75%	0%	50%	0	0	
		4	0	4	0%	0	0	0	69	0	69	1	2	-1	-1.43%	79	17	75%	0	0	25%	75%	0%	50%	0	0	




District Health Assessment for Ident 5815 - REPUBLIC OF MONTENEGRO - UND through March 2025

Status/ District Name		Clubs							Membership							Member Strength		Cancellation		Reports			Finance		Leadership		
		Active Clubs	Clubs in Status Quo	Total Clubs	% Status Quo Clubs in Financial Suspension	New Clubs	Cancelled Clubs	YTD Net Club Gain/Loss	Current Members In Active Clubs	Current Members In Status Quo Clubs	Current Total Members Count	YTD Add	YTD Drop	YTD NetGrowth (includes Active and Status Quo)	YTD NetGrowth% (includes Active and Status Quo)	Member Count 12 Months Ago	Average Member Count Per Club	% of Clubs with less than 20 members	Average Cancelled Club Age	Members Lost Due to Cancelled Clubs	% of Clubs Reporting Service	% No MMR in 3 Months	% No Officer Report in 12 months	% of Clubs with balance 90+ days	Number of Zone Chairs Recorded	Number of Region Chairs Recorded	District Officers Vacancies **
Ident 5815 - REPUBLIC OF MONTENEGRO		2	0	2	0%	0	0	0	44	0	44	2	1	1	2.33%	42	22	0%	0	0	50%	50%	0%	50%	0	0	
		2	0	2	0%	0	0	0	44	0	44	2	1	1	2.33%	42	22	0%	0	0	50%	50%	0%	50%	0	0	




District Health Assessment for Ident 5823 - REP OF TAJIKISTAN - UND through March 2025

 Status/ District Name		Clubs							Membership							Member Strength		Cancellation		Reports			Finance	Leadership			
		Active Clubs	Clubs in Status Quo	Total Clubs	% Status Quo Clubs in Financial Suspension	New Clubs	Cancelled Clubs	YTD Net Club Gain/Loss	Current Members In Active Clubs	Current Members In Status Quo Clubs	Current Total Members Count	YTD Add	YTD Drop	YTD NetGrowth (includes Active and Status Quo)	YTD NetGrowth% (includes Active and Status Quo)	Member Count 12 Months Ago	Average Member Count Per Club	% of Clubs with less than 20 members	Average Cancelled Club Age	Members Lost Due to Cancelled Clubs	% of Clubs Reporting Service	% No MMR in 3 Months	% No Officer Report in 12 months	% of Clubs with balance 90+ days	Number of Zone Chairs Recorded	Number of Region Chairs Recorded	District Officers Vacancies **
Ident 5823 - REP OF TAJIKISTAN		1	0	1	0%	0	1	-1	20	0	20	0	18	-18	-47.37%	0	20	0%	2	18	100%	100%	0%	100%	0	0	
		1	0	1	0%	0	1	-1	20	0	20	0	18	-18	-47.37%	0	20	0%	2	18	100%	100%	0%	100%	0	0	




District Health Assessment for Ident 5827 - REP OF GEORGIA - UND through March 2025

		Clubs							Membership							Member Strength		Cancellation		Reports			Finance	Leadership			
District Name	Status/ Number of Months in Status *	Active Clubs	Clubs in Status Quo	Total Clubs	% Status Quo Clubs in Financial Suspension	New Clubs	Cancelled Clubs	YTD Net Club Gain/Loss	Current Members In Active Clubs	Current Members In Status Quo Clubs	Current Total Members Count	YTD		YTD NetGrowth (includes Active and Status Quo)	YTD NetGrowth% (includes Active and Status Quo)	Member Count 12 Months Ago	Average Member Count Per Club	% of Clubs with less than 20 members	Average Cancelled Club Age	Members Lost Due to Cancelled Clubs	% of Clubs Reporting Service	% No MMR in 3 Months	% No Officer Report in 12 months	% of Clubs with balance 90+ days	Number of Zone Chairs Recorded	Number of Region Chairs Recorded	District Officers Vacancies **
												YTD Add	YTD Drop														
Ident 5827 - REP OF GEORGIA		15	0	15	0%	0	0	0	232	0	232	1	3	-2	-0.85%	234	15	47%	0	0	0%	80%	80%	40%	0	0	
		15	0	15	0%	0	0	0	232	0	232	1	3	-2	-0.85%	234	15	47%	0	0	0%	80%	80%	40%	0	0	



District Health Assessment for Ident 5831 - REP OF KYRGYZSTAN - UND through March 2025

 Status/ District Name		Clubs							Membership							Member Strength		Cancellation		Reports			Finance	Leadership			
		Active Clubs	Clubs in Status Quo	Total Clubs	% Status Quo Clubs in Financial Suspension	New Clubs	Cancelled Clubs	YTD Net Club Gain/Loss	Current Members In Active Clubs	Current Members In Status Quo Clubs	Current Total Members Count	YTD Add	YTD Drop	YTD NetGrowth (includes Active and Status Quo)	YTD NetGrowth% (includes Active and Status Quo)	Member Count 12 Months Ago	Average Member Count Per Club	% of Clubs with less than 20 members	Average Cancelled Club Age	Members Lost Due to Cancelled Clubs	% of Clubs Reporting Service	% No MMR in 3 Months	% No Officer Report in 12 months	% of Clubs with balance 90+ days	Number of Zone Chairs Recorded	Number of Region Chairs Recorded	District Officers Vacancies **
Ident 5831 - REP OF KYRGYZSTAN		0	0	0	0%	0	1	-1	0	0	0	0	6	-6	-100.00%	6	0	0%	13	6	0%	0%	0%	0%	0	0	
		0	0	0	0%	0	1	-1	0	0	0	0	6	-6	-100.00%	6	0	0%	13	6	0%	0%	0%	0%	0	0	




District Health Assessment for Ident 5835 - ALBANIA - UND through March 2025

Status/ District Name Number of Months in Status *		Clubs							Membership							Member Strength		Cancellation		Reports			Finance	Leadership			
		Active Clubs	Clubs in Status Quo	Total Clubs	% Status Quo Clubs in Financial Suspension	New Clubs	Cancelled Clubs	YTD Net Club Gain/Loss	Current Members In Active Clubs	Current Members In Status Quo Clubs	Current Total Members Count	YTD Add	YTD Drop	YTD NetGrowth (includes Active and Status Quo)	YTD NetGrowth% (includes Active and Status Quo)	Member Count 12 Months Ago	Average Member Count Per Club	% of Clubs with less than 20 members	Average Cancelled Club Age	Members Lost Due to Cancelled Clubs	% of Clubs Reporting Service	% No MMR in 3 Months	% No Officer Report in 12 months	% of Clubs with balance 90+ days	Number of Zone Chairs Recorded	Number of Region Chairs Recorded	District Officers Vacancies **
Ident 5835 - ALBANIA		2	0	2	0%	0	0	0	37	0	37	1	0	1	2.78%	36	19	100%	0	0	0%	100%	50%	100%	0	0	
		2	0	2	0%	0	0	0	37	0	37	1	0	1	2.78%	36	19	100%	0	0	0%	100%	50%	100%	0	0	



District Health Assessment for Ident 5839 - BELARUS REP. - UND through March 2025

<div></div> <div>Status/ District Name of Months in Status *</div>		Clubs							Membership							Member Strength		Cancellation		Reports			Finance	Leadership		
		Active Clubs	Clubs in Status Quo	Total Clubs	% Status Quo Clubs in Financial Suspension	New Clubs	Cancelled Clubs	YTD Net Club Gain/ Loss	Current Members In Active Clubs	Current Members In Status Quo Clubs	Current Total Members Count	YTD Add	YTD Drop	YTD NetGrowth (includes Active and Status Quo)	YTD NetGrowth% (includes Active and Status Quo)	Member Count 12 Months Ago	Average Member Count Per Club	% of Clubs with less than 20 members	Average Cancelled Club Age	Members Lost Due to Cancelled Clubs	% of Clubs Reporting Service	% No MMR in 3 Months	% No Officer Report in 12 months	% of Clubs with balance 90+ days	Number of Zone Chairs Recorded	Number of Region Chairs Recorded
Ident 5839 - BELARUS REP.		0	3	3	0%	0	0	0	40	40	0	0	0	0.00%	40	0	100%	0	0	0%	100%	100%	33%	0	0	
		0	3	3	0%	0	0	0	40	40	0	0	0	0.00%	40	0	100%	0	0	0%	100%	100%	33%	0	0	



District Health Assessment for Ident 5851 - REP OF SAN MARINO - UND through March 2025

Status/ District Name of Months in Status *		Clubs							Membership							Member Strength		Cancellation		Reports			Finance		Leadership		
		Active Clubs	Clubs in Status Quo	Total Clubs	% Status Quo in Financial Suspension	New Clubs	Cancelled Clubs	YTD Net Club Gain/ Loss	Current Members In Active Clubs	Current Members In Status Quo Clubs	Current Total Members Count	YTD Add	YTD Drop	YTD NetGrowth (includes Active and Status Quo)	YTD NetGrowth% (includes Active and Status Quo)	Member Count 12 Months Ago	Average Member Count Per Club	% of Clubs with less than 20 members	Average Cancelled Club Age	Members Lost Due to Cancelled Clubs	% of Clubs Reporting Service	% No MMR in 3 Months	% No Officer Report in 12 months	% of Clubs with balance 90+ days	Number of Zone Chairs Recorded	Number of Region Chairs Recorded	District Officers Vacancies **
Ident 5851 - REP OF SAN MARINO		1	0	1	0%	0	0	0	40	0	40	0	1	-1	-2.44%	40	40	0%	0	0	0%	100%	0%	0%	0	0	
		1	0	1	0%	0	0	0	40	0	40	0	1	-1	-2.44%	40	40	0%	0	0	0%	100%	0%	0%	0	0	



District Health Assessment for Ident 5863 - REP OF MOLDOVA - UND through March 2025

Status/ District Name Number of Months in Status *		Clubs							Membership							Member Strength		Cancellation		Reports			Finance	Leadership			
		Active Clubs	Clubs in Status Quo	Total Clubs	% Status Quo Clubs in Financial Suspension	New Clubs	Cancelled Clubs	YTD Net Club Gain/Loss	Current Members In Active Clubs	Current Members In Status Quo Clubs	Current Total Members Count	YTD Add	YTD Drop	YTD NetGrowth (includes Active and Status Quo)	YTD NetGrowth% (includes Active and Status Quo)	Member Count 12 Months Ago	Average Member Count Per Club	% of Clubs with less than 20 members	Average Cancelled Club Age	Members Lost Due to Cancelled Clubs	% of Clubs Reporting Service	% No MMR in 3 Months	% No Officer Report in 12 months	% of Clubs with balance 90+ days	Number of Zone Chairs Recorded	Number of Region Chairs Recorded	District Officers Vacancies **
Ident 5863 - REP OF MOLDOVA		7	0	7	0%	0	0	0	132	0	132	0	0	0	0.00%	142	19	57%	0	0	0%	100%	29%	100%	0	0	
		7	0	7	0%	0	0	0	132	0	132	0	0	0	0.00%	142	19	57%	0	0	0%	100%	29%	100%	0	0	



District Health Assessment for Ident 5867 - PRIN OF MONACO - UND through March 2025

Status/ District Name Number of Months in Status *		Clubs							Membership							Member Strength		Cancellation		Reports			Finance		Leadership		
		Active Clubs	Clubs in Status Quo	Total Clubs	% Status Quo Clubs in Financial Suspension	New Clubs	Cancelled Clubs	YTD Net Club Gain/Loss	Current Members In Active Clubs	Current Members In Status Quo Clubs	Current Total Members Count	YTD Add	YTD Drop	YTD NetGrowth (includes Active and Status Quo)	YTD NetGrowth% (includes Active and Status Quo)	Member Count 12 Months Ago	Average Member Count Per Club	% of Clubs with less than 20 members	Average Cancelled Club Age	Members Lost Due to Cancelled Clubs	% of Clubs Reporting Service	% No MMR in 3 Months	% No Officer Report in 12 months	% of Clubs with balance 90+ days	Number of Zone Chairs Recorded	Number of Region Chairs Recorded	District Officers Vacancies **
Ident 5867 - PRIN OF MONACO		1	0	1	0%	0	0	0	30	0	30	6	11	-5	-14.29%	35	30	0%	0	0	0%	100%	0%	0%	0	0	
		1	0	1	0%	0	0	0	30	0	30	6	11	-5	-14.29%	35	30	0%	0	0	0%	100%	0%	0%	0	0	




District Health Assessment for Ident 5875 - GIBRALTAR - UND through March 2025

Status/ District Name		Clubs							Membership							Member Strength		Cancellation		Reports			Finance		Leadership		
		Active Clubs	Clubs in Status Quo	Total Clubs	% Status Quo Clubs in Financial Suspension	New Clubs	Cancelled Clubs	YTD Net Club Gain/Loss	Current Members In Active Clubs	Current Members In Status Quo Clubs	Current Total Members Count	YTD Add	YTD Drop	YTD NetGrowth (includes Active and Status Quo)	YTD NetGrowth% (includes Active and Status Quo)	Member Count 12 Months Ago	Average Member Count Per Club	% of Clubs with less than 20 members	Average Cancelled Club Age	Members Lost Due to Cancelled Clubs	% of Clubs Reporting Service	% No MMR in 3 Months	% No Officer Report in 12 months	% of Clubs with balance 90+ days	Number of Zone Chairs Recorded	Number of Region Chairs Recorded	District Officers Vacancies **
Ident 5875 - GIBRALTAR		1	0	1	0%	0	0	16	0	16	0	1	-1	-5.88%	18	16	100%	0	0	100%	100%	0%	100%	0	0		
		1	0	1	0%	0	0	16	0	16	0	1	-1	-5.88%	18	16	100%	0	0	100%	100%	0%	100%	0	0		



District Health Assessment for Ident 5891 - REP OF LATVIA - UND through March 2025

 Status/ District Name of Months in Status *		Clubs							Membership							Member Strength		Cancellation		Reports			Finance		Leadership		
		Active Clubs	Clubs in Status Quo	Total Clubs	% Status Quo Clubs in Financial Suspension	New Clubs	Cancelled Clubs	YTD Net Club Gain/ Loss	Current Members In Active Clubs	Current Members In Status Quo Clubs	Current Total Members Count	YTD Add	YTD Drop	YTD NetGrowth (includes Active and Status Quo)	YTD NetGrowth% (includes Active and Status Quo)	Member Count 12 Months Ago	Average Member Count Per Club	% of Clubs with less than 20 members	Average Cancelled Club Age	Members Lost Due to Cancelled Clubs	% of Clubs Reporting Service	% No MMR in 3 Months	% No Officer Report in 12 months	% of Clubs with balance 90+ days	Number of Zone Chairs Recorded	Number of Region Chairs Recorded	District Officers Vacancies **
Ident 5891 - REP OF LATVIA		4	0	4	0%	0	2	-2	23	0	23	1	12	-11	-32.35%	33	6	100%	29	7	0%	75%	0%	0%	0	0	
		4	0	4	0%	0	2	-2	23	0	23	1	12	-11	-32.35%	33	6	100%	29	7	0%	75%	0%	0%	0	0	




District Health Assessment for Ident 5911 - REPUBLIC OF KOSOVO - UND through March 2025

Status/ District Name of Months in Status *		Clubs							Membership							Member Strength		Cancellation		Reports			Finance	Leadership			
		Active Clubs	Clubs in Status Quo	Total Clubs	% Status Quo Clubs in Financial Suspension	New Clubs	Cancelled Clubs	YTD Net Club Gain/ Loss	Current Members In Active Clubs	Current Members In Status Quo Clubs	Current Total Members Count	YTD Add	YTD Drop	YTD NetGrowth (includes Active and Status Quo)	YTD NetGrowth% (includes Active and Status Quo)	Member Count 12 Months Ago	Average Member Count Per Club	% of Clubs with less than 20 members	Average Cancelled Club Age	Members Lost Due to Cancelled Clubs	% of Clubs Reporting Service	% No MMR in 3 Months	% No Officer Report in 12 months	% of Clubs with balance 90+ days	Number of Zone Chairs Recorded	Number of Region Chairs Recorded	District Officers Vacancies **
Ident 5911 - REPUBLIC OF KOSOVO		7	0	7	0%	2	0	2	130	0	130	44	15	29	28.71%	116	19	57%	0	0	14%	43%	0%	71%	0	0	
		7	0	7	0%	2	0	2	130	0	130	44	15	29	28.71%	116	19	57%	0	0	14%	43%	0%	71%	0	0	




District Health Assessment for Ident 5915 - ARMENIA - UND through March 2025

 Status/ District Name		Clubs							Membership							Member Strength		Cancellation		Reports			Finance	Leadership			
		Active Clubs	Clubs in Status Quo	Total Clubs	% Status Quo Clubs in Financial Suspension	New Clubs	Cancelled Clubs	YTD Net Club Gain/Loss	Current Members In Active Clubs	Current Members In Status Quo Clubs	Current Total Members Count	YTD Add	YTD Drop	YTD NetGrowth (includes Active and Status Quo)	YTD NetGrowth% (includes Active and Status Quo)	Member Count 12 Months Ago	Average Member Count Per Club	% of Clubs with less than 20 members	Average Cancelled Club Age	Members Lost Due to Cancelled Clubs	% of Clubs Reporting Service	% No MMR in 3 Months	% No Officer Report in 12 months	% of Clubs with balance 90+ days	Number of Zone Chairs Recorded	Number of Region Chairs Recorded	District Officers Vacancies **
Ident 5915 - ARMENIA		0	3	3	0%	0	0	0	0	27	27	0	0	0	0.00%	27	0	100%	0	0	0%	100%	100%	100%	0	0	
		0	3	3	0%	0	0	0	0	27	27	0	0	0	0.00%	27	0	100%	0	0	0%	100%	100%	100%	0	0	




District Health Assessment for Ident 5931 - BULGARIA - UND through March 2025

<div></div> <div>Status/ District Name</div> <div>Number of Months in Status *</div>		Clubs							Membership							Member Strength		Cancellation		Reports			Finance	Leadership			
		Active Clubs	Clubs in Status Quo	Total Clubs	% Status Quo Clubs in Financial Suspension	New Clubs	Cancelled Clubs	YTD Net Club Gain/Loss	Current Members In Active Clubs	Current Members In Status Quo Clubs	Current Total Members Count	YTD Add	YTD Drop	YTD NetGrowth (includes Active and Status Quo)	YTD NetGrowth% (includes Active and Status Quo)	Member Count 12 Months Ago	Average Member Count Per Club	% of Clubs with less than 20 members	Average Cancelled Club Age	Members Lost Due to Cancelled Clubs	% of Clubs Reporting Service	% No MMR in 3 Months	% No Officer Report in 12 months	% of Clubs with balance 90+ days	Number of Zone Chairs Recorded	Number of Region Chairs Recorded	District Officers Vacancies **
Ident 5931 - BULGARIA		9	0	9	0%	0	0	0	220	0	220	17	6	11	5.26%	194	24	33%	0	0	67%	56%	0%	22%	0	0	
		9	0	9	0%	0	0	0	220	0	220	17	6	11	5.26%	194	24	33%	0	0	67%	56%	0%	22%	0	0	



District Health Assessment for Ident 5935 - SERBIA - UND through March 2025

<div></div> <div>Status/ District Name of Months in Status *</div>		Clubs							Membership							Member Strength		Cancellation		Reports			Finance	Leadership			
		Active Clubs	Clubs in Status Quo	Total Clubs	% Status Quo in Financial Suspension	New Clubs	Cancelled Clubs	YTD Net Club Gain/ Loss	Current Members In Active Clubs	Current Members In Status Quo Clubs	Current Total Members Count	YTD Add	YTD Drop	YTD NetGrowth (includes Active and Status Quo)	YTD NetGrowth% (includes Active and Status Quo)	Member Count 12 Months Ago	Average Member Count Per Club	% of Clubs with less than 20 members	Average Cancelled Club Age	Members Lost Due to Cancelled Clubs	% of Clubs Reporting Service	% No MMR in 3 Months	% No Officer Report in 12 months	% of Clubs with balance 90+ days	Number of Zone Chairs Recorded	Number of Region Chairs Recorded	District Officers Vacancies **
Ident 5935 - SERBIA		4	0	4	0%	0	1	-1	58	0	58	15	13	2	3.57%	54	15	75%	5	7	25%	50%	0%	50%	0	0	
		4	0	4	0%	0	1	-1	58	0	58	15	13	2	3.57%	54	15	75%	5	7	25%	50%	0%	50%	0	0	



District Health Assessment for Ident 5951 - KAZAKHSTAN - UND through March 2025

Status/ District Name		Clubs							Membership							Member Strength		Cancellation		Reports			Finance	Leadership			
		Active Clubs	Clubs in Status Quo	Total Clubs	% Status Quo Clubs in Financial Suspension	New Clubs	Cancelled Clubs	YTD Net Club Gain/Loss	Current Members In Active Clubs	Current Members In Status Quo Clubs	Current Total Members Count	YTD Add	YTD Drop	YTD NetGrowth (includes Active and Status Quo)	YTD NetGrowth% (includes Active and Status Quo)	Member Count 12 Months Ago	Average Member Count Per Club	% of Clubs with less than 20 members	Average Cancelled Club Age	Members Lost Due to Cancelled Clubs	% of Clubs Reporting Service	% No MMR in 3 Months	% No Officer Report in 12 months	% of Clubs with balance 90+ days	Number of Zone Chairs Recorded	Number of Region Chairs Recorded	District Officers Vacancies **
Ident 5951 - KAZAKHSTAN		1	0	1	0%	0	0	0	24	0	24	7	4	3	14.29%	0	24	0%	0	0	0%	0%	0%	0%	0	0	
		1	0	1	0%	0	0	0	24	0	24	7	4	3	14.29%	0	24	0%	0	0	0%	0%	0%	0%	0	0	

* - District Status: P - Provisional, T - Transitional.
** - District Officers Vacancies: DG - District Governor, 1st VDG - First Vice District Governor, 2nd VDG - Second Vice District Governor.